

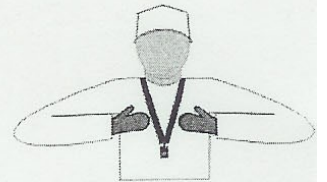
Dragging



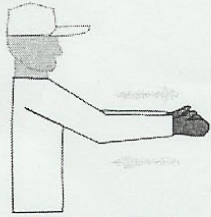
Smoking



Leaking



Flat Wheel



Wheel Rub



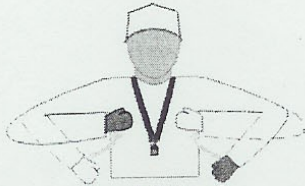
Front



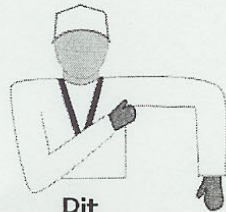
Rear



Coolant



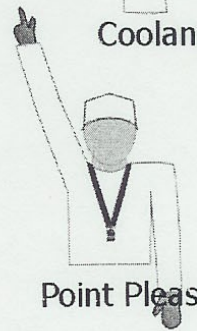
Fuel (Gas)



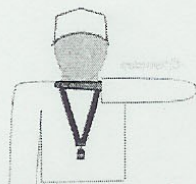
Pit



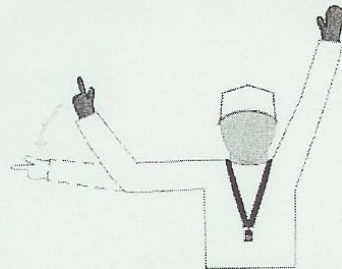
Pit Closed



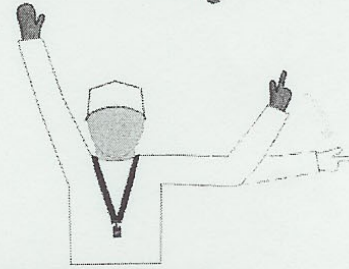
Point Please



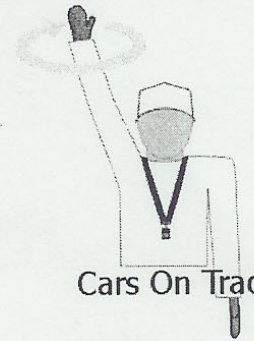
Shut Down/
Last Car



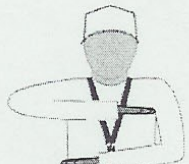
Pointing Drivers
To The Right



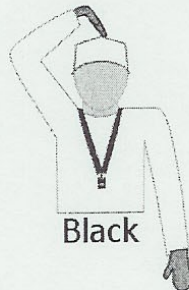
Pointing Drivers
To The Left



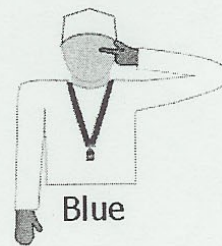
Cars On Track




Request For
Colour




Black



Blue



Red




Green



Yellow



Brown




White

HAND SIGNALS: The following are hand signals which have been refined to endorse a national standard in order to attempt uniformity across Clubs, Regions, Divisions and the SCCA Organization.


F&C Number Signaling Method

When signaling numbers place your body square to the "receiver". Pat out the numbers SLOWLY, When the number to be signaled contains more than one digit (ex. #83), signal the second digit on the opposite side with a short pause between.

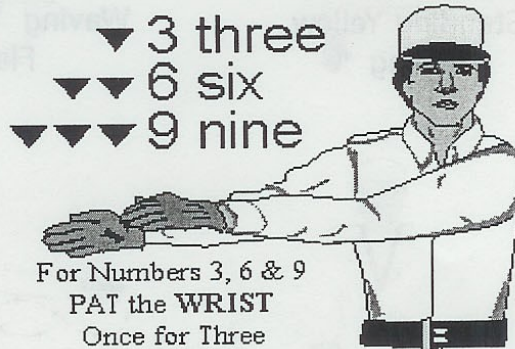
For Numbers 1, 4 & 7
PAT the SHOULDER
 Once for One
 Twice for Four
 Three times for Seven



For Numbers 2, 5 & 8
PAT the ELBOW
 Once for Two
 Twice for Five
 Three times for Eight



NUMBER SIGNAL
 Indicates you are going to signal a number



For Numbers 3, 6 & 9
PAT the WRIST
 Once for Three
 Twice for Six
 Three times for Nine

For the Number 0
 Start at the **SHOULDER**
 Slide the Upper Hand Down the Extended Arm

